

Congratulations!

Your New EDI-Online account has been processed successfully.

Upon successfully logging in, you will be presented with the OU EDI-Online front page (Figure 1).

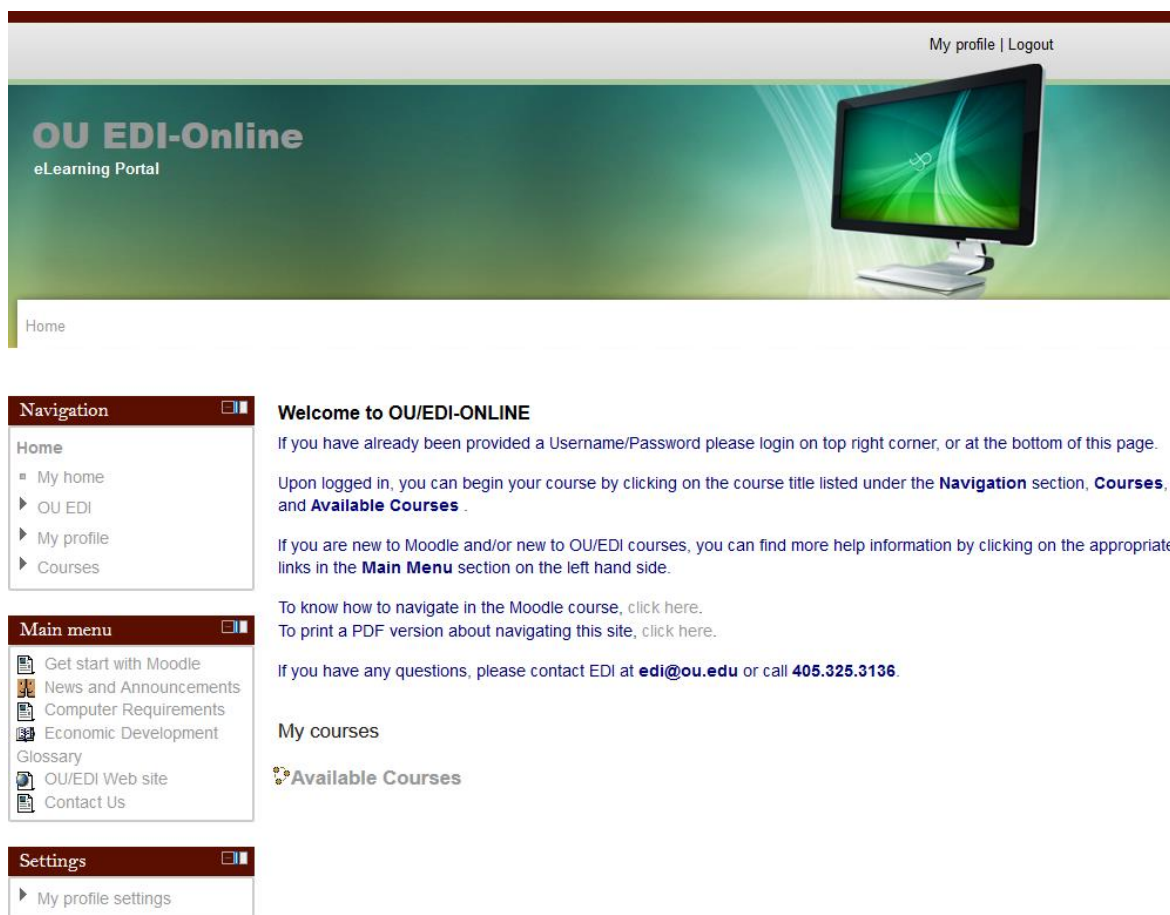


Figure 1. The Front Page of OU/EDI-Online Courses

1. Read the information on that page as it contains valuable information about how the site works and how to access your courses.
2. The OU EDI office will enroll in the course for which you have registered.
3. Click on “My profile settings”, and then “Edit profile” in the “Settings” block to edit your profile (Figure 2a, b, and c). We recommend you to add a current photo of yourself.

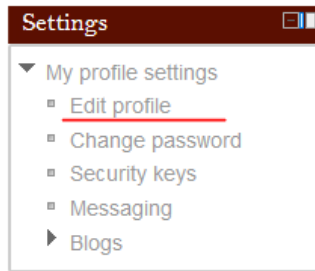


Figure 2a. Settings → My profile settings → Edit profile

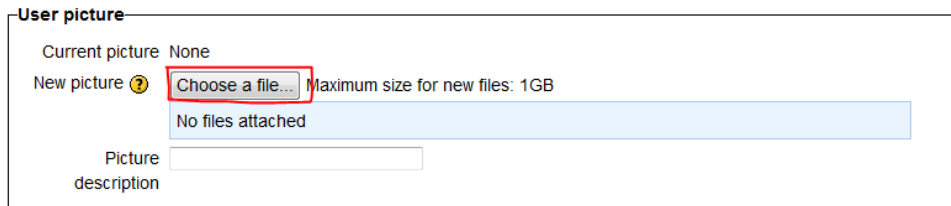


Figure 2b. Click “Choose a file” in the “User picture” Section

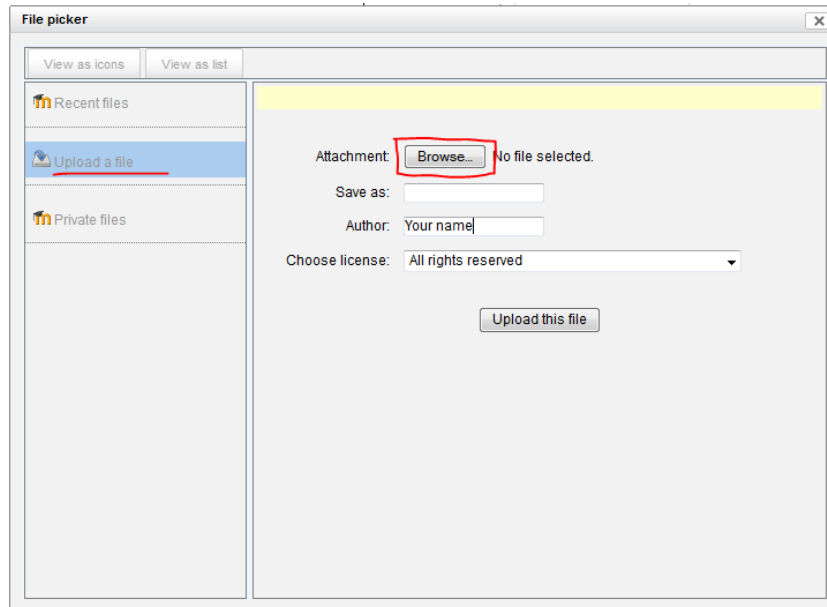


Figure 2c. Upload Your Picture from Your Computer

4. Return to the main page by clicking “Home” in the navigation at the top of the page (Figure 3).

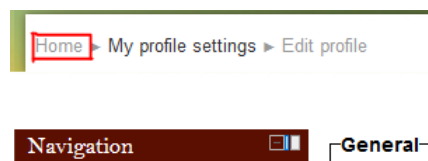


Figure 3. Return to the Front Page

5. Select the course for which you've registered in the "Navigation" block, under "My courses" (Figure 4a); or choose your course under "My courses" in the main area (Figure 4b). Please read the course introduction material. It will help you understand the course works.

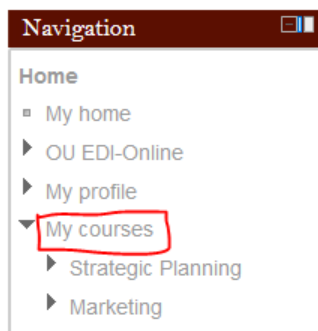


Figure 4a. Navigation → My courses

Welcome to OU/EDI-ONLINE

If you have already been provided a Username/Password please login on top right corner, or at the bottom of this page.

Upon logged in, you can begin your course by clicking on the course title listed under the **Navigation** section, **Courses**, and **Available Courses**.

If you are new to Moodle and/or new to OU/EDI courses, you can find more help information by clicking on the appropriate links in the **Main Menu** section on the left hand side.

To know how to navigate in the Moodle course, [click here](#).

To print a PDF version about navigating this site, [click here](#).

If you have any questions, please contact EDI at edi@ou.edu or call **405.325.3136**.

My courses

Strategic Planning for Economic Development

Teacher: Scott Hutcheson

Strategic planning has emerged as a critical component to a community's or region's effective economic development. This process provides a blueprint for growth and development, aiding the community or region in getting a clearer picture of its socioeconomic situation, determining what it desires for its future, and deciding how it will achieve that future. The purpose of "Strategic Planning for Local and Regional Development" is to provide an introduction to this important planning process.



Figure 4b. "My courses" in the Main Area

If you have further questions about using the site, please email EDI at edi@ou.edu.

Again, Welcome and Good Luck!